

**HIGH PRESSURE HYDRAULIC HOSES**












**Working pressure 10000 psi**

**4:1 Factor of safety**

**Hand grip protective strain relievers**

► Available in black or red outer covering to assist with identifying advance and return lines in double acting hydraulic systems

Length (ft)	No couplers 3/8" - 18 NPT male fitting both ends		Weight (lbs)	3/8" - 18 NPT male fitting one end with CM1 coupler fitted one end		Weight (lbs)	CM1 male couplers fitted both ends		Weight (lbs)
	Model number	Model number		Model number	Model number				
									
									
1.5	HH0.5	HH0.5R	0.9	HC0.5	HC0.5R	1.1	HC0.5C	HC0.5CR	1.5
3.3	HH1	HH1R	1.1	HC1	HC1R	1.5	HC1C	HC1CR	2.2
6.5	HH2	HH2R	1.5	HC2	HC2R	2.0	HC2C	HC2CR	2.4
10	HH3	HH3R	2.0	HC3	HC3R	2.2	HC3C	HC3CR	2.6
13	HH4	HH4R	2.6	HC4	HC4R	2.6	HC4C	HC4CR	3.3
16.5	HH5	HH5R	2.9	HC5	HC5R	3.1	HC5C	HC5CR	3.5
19.5	HH6	HH6R	3.3	HC6	HC6R	3.5	HC6C	HC6CR	4.0
33	HH10	HH10R	4.9	HC10	HC10R	5.3	HC10C	HC10CR	5.7
39.5	HH12	HH12R	6.2	HC12	HC12R	6.6	HC12C	HC12CR	7.1
49	HH15	HH15R	6.8	HC15	HC15R	7.3	HC15C	HC15CR	7.7
65.5	HH20	HH20R	9.0	HC20	HC20R	9.3	HC20C	HC20CR	9.7
82	HH25	HH25R	11.7	HC25	HC25R	12.1	HC25C	HC25CR	12.3
98.5	HH30	HH30R	16.1	HC30	HC30R	17.0	HC30C	HC30CR	17.4

Note: Hose bore is 1/4" and outside diameter is 1/2".